

Heterogeneous & Homogeneous & Bio- & Nano-

CHEM **CAT** CHEM

CATALYSIS

Supporting Information

Molybdenum Sulfide Nanosheet-Based Hollow Porous Flat Boxes and Nanotubes for Efficient Electrochemical Hydrogen Evolution

Liao Chen and Hongli Zhu*^[a]

cctc_201701306_sm_miscellaneous_information.pdf

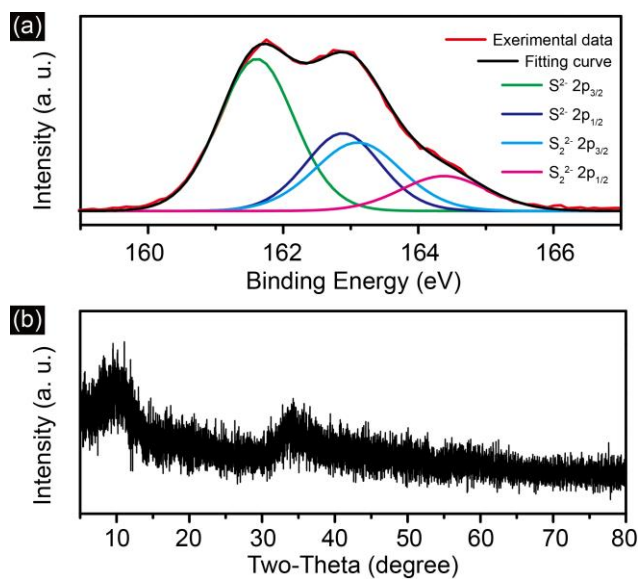


Fig. S1 Composition and crystallinity information of MoS_x nanosheet-based hollow porous nanotubes: (a) Deconvolution of the high resolution scan in S 2p region confirms the existence of S²⁻ units in the hollow porous MoS_x nanotubes; (b) XRD pattern indicates the as-prepared hollow porous MoS_x nanotubes are poorly crystalline. Molybdenum sulfide nanosheet-based hollow porous nanotubes with the S₂²⁻ units and low crystallinity are successfully synthesized.

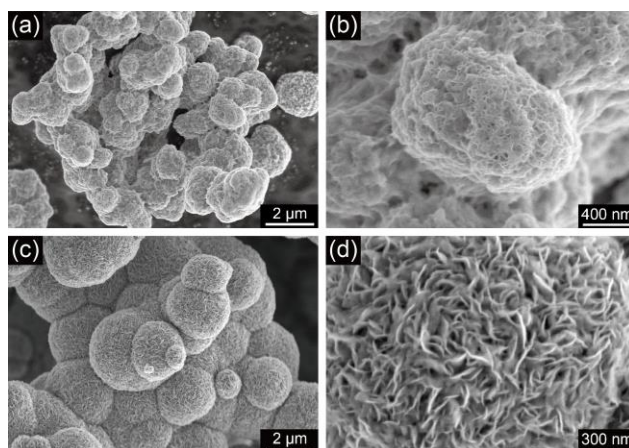


Fig. S2 The non-dispersive particles prepared with low ethanol concentration in the mixed solvent for the solvothermal reaction: (a, b) SEM images of particles prepared with a water/ethanol mixed solvent of 40 v/v% ethanol; (c, d) SEM images of particles prepared with a water/ ethanol mixed solvent of 20 v/v% ethanol.



Fig. S3 The dispersion properties of the as-prepared products in water: products (nansheets and nanosheet-based hollow porous nanotubes and flat boxes) prepared with 60 v/v% ethanol or over 60 v/v% ethanol in the reaction solvent are highly dispersive and the corresponding suspensions are still super stable even after 12 hours.

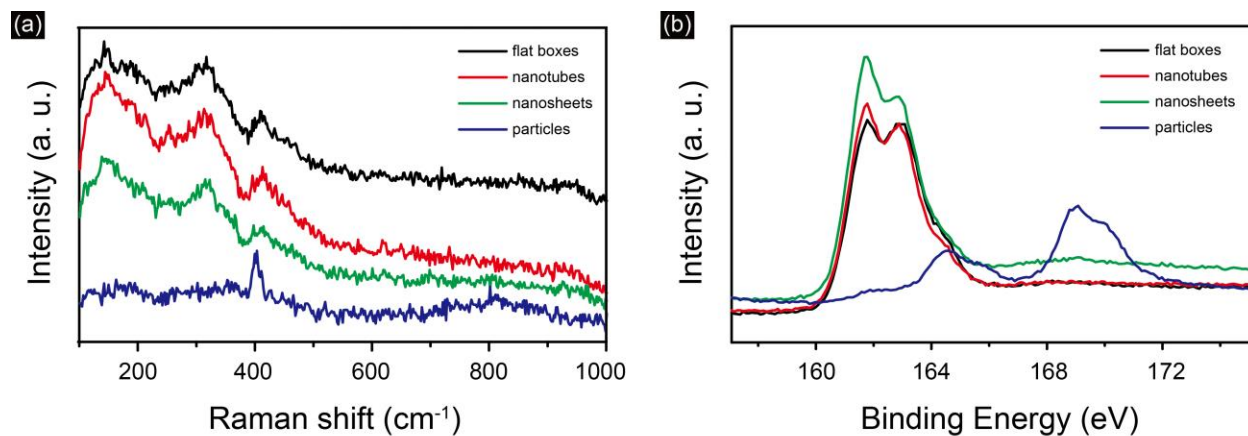


Fig. S4 The significant differences between the highly dispersive products (nanosheets and nanosheet-based hollow porous nanotubes and flat boxes) and the non-dispersive particles prepared with reaction solvents of low ethanol concentrations. (a) Raman spectrums (b) XPS high resolution scans in S 2p regions.

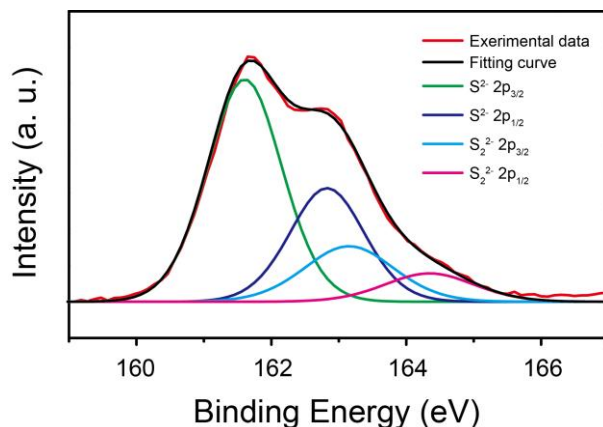


Fig. S5 Deconvolution of the high resolution scan in S 2p region of the highly dispersive nanosheets product synthesized with 60 v/v% ethanol and 40 v/v% DI water as the reaction solvent.

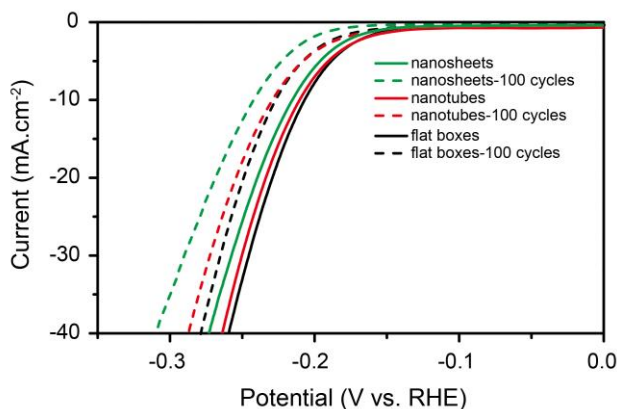


Fig. S6 Stability of the as-prepared MoS_x nanosheet-based hollow porous flat boxes, nanosheet-based hollow porous nanotubes, and nanosheets. After 100 cycles, the overpotential of MoS_x flat boxes, nanotubes, and nanosheets to obtain 10 mAcm⁻² current increase by 21 mV, 19 mV and 26 mV respectively.